



Key Stage 1

Duties of the State and Citizens

Lesson Plan

Lesson Plan - Key Stage 1

Duties of the State and Citizen

Objectives

By the end of the session, students would be able to:

- Understand the concepts of rules, rights and responsibilities.
- Explain why it is important that we have rights and responsibilities as a citizen.
- List the duties of the State and Citizen as guided by the Constitution.

Curriculum Link

Social Studies Curriculum Strand 5: Civics and Government

CGR 118: Identify rights, rules, and responsibilities within the social groups they belong to (Grade1)

CGC221: Becomes aware of one's own neighborhood and gains an understanding of rights, rules and responsibilities to live together peacefully in a neighborhood (Grade 2)

AC 1.1: Identifies roles and responsibilities within families, schools and the local community, and ways in which they should interact with others. (Grade 3)

AC 3.1: Describes different types of rules (e.g. classroom, school and country rules) and their importance (Grade 3)

Success Criteria

Students are able to:

- Recall at least three to five rights and responsibilities within the community.
- Recognize some features of a responsible citizen.
- Give two to three examples from the duties of the State and duties of the citizens as guided by the Constitution.

Setting or Resources required

- Whiteboard, flipcharts, markers
- Picture of rights and responsibilities.
- PPT on Duties of the State and Citizens.
- Source analysis activity sheets.

Procedure (20 Minutes)

Introduction

Display the pictures below (or something similar) and discuss with students what the picture portrays.

For example, in the first picture we can discuss the environment. We have every right to enjoy our environment but to make use of it, what things do we need to keep in mind?



Introduce the terms “rights” and “responsibility.” And show a picture of the Constitution and tell them the Constitution guides us what are our duties as State and citizens.



Explain the concepts of rights, responsibilities, emphasize on what are individual responsibilities and responsibility to the country. With the help of pictures explain to them the consequences if we do not perform our duties as a citizen.

Pose a question for students to think, "How can we help our community to build a better society? What responsibilities could we fulfill to our nation?." Write their answers on the white board.

By reflecting their answers and using the PPT, explain the duties of the State and our roles as a citizen.

Activity (15 minutes)

Apply & Analyze

Make small groups and distribute the source analysis activity sheets that show pictures of the various rights to which we are entitled. Encourage students to discuss in their groups how these rights apply to them as well as what their responsibilities are in these scenarios. Teachers may form mixed ability groups and make sure the low ability learners are involved with their peers.

Teachers can provide one-to-one assistance to students with learning difficulties and discuss with them what they observe from these pictures and help them to write it.

Closure/Conclusion (5 minutes)





Reflect: What they have learnt from this session and how they will help to build a better society.

Extension Activity

Evaluate and create

Students might collaborate in groups or in pairs. Give them a white A4 sheet and instruct them to illustrate how their irresponsibility impacts the environment and our community.

Source Analysis Activity

Rights	Responsibilities
	
	
	
	

Source Analysis Activity

